

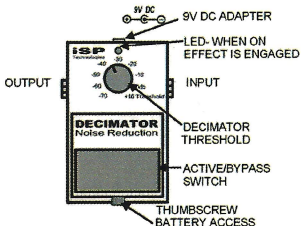


# DECIMATOR

## Noise Reduction



The Decimator Noise Reduction pedal is the latest generation in noise reduction technology. The Decimator features Time Vector Processing that offers a novel approach in tracking the envelope of the input signal. The TVP will instantly respond to short staccato notes and at the same time provide ripple free control of long sustained notes while downward expanding. The Decimator pedal is easy to use and simple to operate.



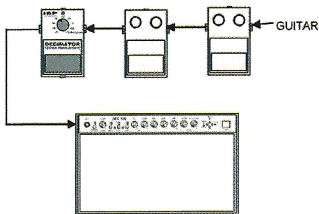
The threshold control on the Decimator should be adjusted by listening to the noise floor while no instrument signal is present. The threshold control should be turned clockwise until the noise floor becomes inaudible. It may be necessary to readjust the threshold with the guitar volume all the way on in order to accommodate the additional noise the guitar may induce. Adjusting the threshold too far clockwise may cause the downward expander to attenuate the output level too quickly and not allow the signal to decay naturally.

### BATTERY/ADAPTER

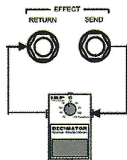
To install the battery, loosen the thumbscrew shown above and raise the switch cover to allow access to the battery compartment. Insert a 9v battery to the connector, place the battery into its compartment, and close by holding the switch cover down and tightening the thumbscrew.

To use the Decimator with an external power adapter, select an adapter with at least 100 milliamps capability at 9 volts DC. Make sure the adapter is polarized "TIP NEGATIVE."

### CONNECTION CONFIGURATIONS



The pedal should always be the last device in the signal chain.



Connected through an Effects Loop

### WARRANTY & SERVICE

This unit parts and workmanship are fully guaranteed to be free of defects under normal use and service for a period of three years from date of purchase. Any damage resulting from misuse of the failure to follow the precautions and instructions will void the warranty. In the event that the unit needs to be repaired, please return the unit to ISP Technologies directly. Simply re-pack the unit, send a copy of your original receipt, a note stating the problem and send it to:

ISP Technologies  
5479 Perry Dr. Suite B  
Waterford, Mich.48329  
ATTEN: Repair Dept.

All shipping charges must be prepaid. ISP will not be responsible for any damages incurred in the shipping of any unit. Any claim will need to be settled with the shipping company. The warranty will be voided if the serial number has been tampered with. Should you have any questions for the repair dept prior to returning the product please call:

PHONE 248-673-7790  
FAX 248-673-7696  
www.isptechnologies.com

